

# Product data sheet

## Miniature connectors

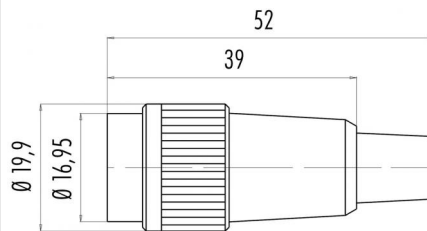


Product description	Bayonet female cable connector, Contacts: 4, 6.0 - 8.0 mm, shielding is not possible, solder, IP40
Area	Bayonet series 678
Order number	99 0610 02 04

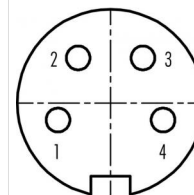
### Illustration



### Scale drawing



### Contact arrangement (Plug-in side)



	X	Y
1	-3,32	-1,08
2	-2,05	2,83
3	2,05	2,83
4	3,32	-1,08

You can find the component part drawing on the next page.

## Technical data

### General values

Connector design	female cable connector
Connector locking system	Bayonet
Termination	solder
Wire gauge (mm)	max. 0.75 mm <sup>2</sup>
Wire gauge (AWG)	max. 18
Cable outlet	6.0 - 8.0 mm
Upper limit temperature	85 °C
Customs tariff number	85369010
Packaging Unit	40

### Electrical values

Rated current (40 °C)	6 A
Rated voltage	250 V
Rated impulse voltage	1500 V
Pollution degree	1
Overvoltage category	I
Insulating material group	III
Insulation resistance	≥ 10 <sup>10</sup> Ω
EMC compliance	shielding is not possible
Degree of protection	IP40
Mechanical operation	> 500 Mating cycles

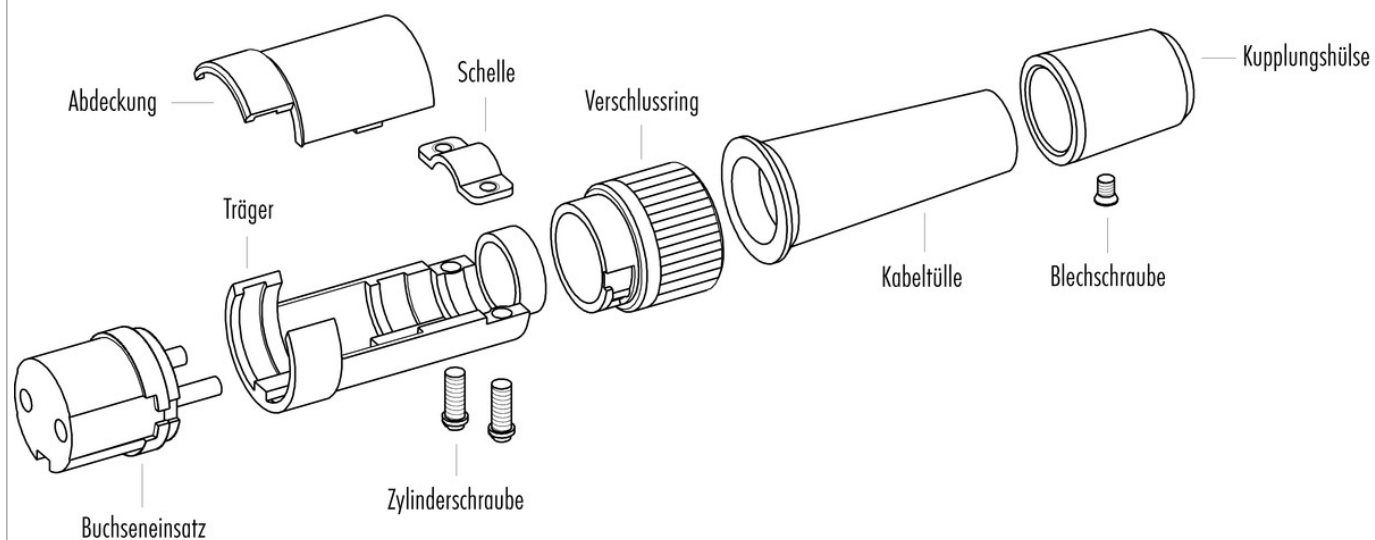
### Material

Contact material	CuSn (bronze)
Contact plating	Ag (silver)
Contact body material	PBT (UL94 V-0)
Housing material	PA
REACH SVHC	No pollutants

Product description **Bayonet female cable connector, Contacts: 4, 6.0 - 8.0 mm, shielding is not possible, solder, IP40**

Area **Bayonet series 678**  
Order number **99 0610 02 04**

### Component part drawing



Product description	<b>Bayonet female cable connector, Contacts: 4, 6.0 - 8.0 mm, shielding is not possible, solder, IP40</b>
Area	<b>Bayonet series 678</b>
Order number	<b>99 0610 02 04</b>

### Security notices

The connector must not be connected or separated under load. Non-observance and incorrect use can result in personal injury.

The connectors are designed for use in plant, control system and electrical equipment. The end user is responsible for checking whether the connectors are suitable for use in other applications.

Connectors used in electrical circuits containing hazardous life parts must only be assembled and used by or under the supervision of persons with the requisite electrotechnical training, taking the applicable regulations and standards into account.

The connector is not suitable for mains voltages. Please observe the pollution degrees and the overvoltage category. For further information refer to 'Technical support' in the Download Centre.